






**A FOREST
SPECIALIST'S
GUIDE TO THE
PERFECT
CHRISTMAS
TREE**



CHRISTMAS EVERGREENS


Wherever they're from,
Christmas trees help create
wonderful family memories.





CHRISTMAS EVERGREENS

Some of the best varieties—particularly Douglas, grand, and noble firs—are native species in Washington State.





FRESH OR FAUX?

Which is better? A legitimate case can be made for either, as forest specialist and author Kevin Zobrist explains.



REASONS TO GO FAUX

Artificial trees don't make a mess, need watering, dry out, bring in bugs, or require yearly disposal.



REASONS TO GO FAUX

Artificial trees are an excellent alternative for people with allergies.




REASONS TO GO FAUX

But...contrary to popular sentiment, faux trees are not more eco-friendly than fresh-cut trees.




REASONS TO GO FAUX



Artificial trees are made from non-renewable petroleum-based chemicals, generating significant carbon emissions and other pollutants.



IF YOU GO FRESH-CUT



A fresh-cut Christmas tree is fully renewable, recyclable, and biodegradable.





IF YOU GO FRESH-CUT

Farm trees don't require the same sort of annual tillage and soil disturbance as other crops.



IF YOU GO FRESH-CUT

The number of young trees left to grow far exceeds the number cut, and farms plant new trees to replace those they harvest.



SELECTING YOUR TREE

Each species has different advantages. Ultimately, it's a matter of personal preference.






DOUGLAS-FIR

Not a true fir, Douglas-firs have a fast juvenile growth rate. Needles are arranged in a bottle-brush spiral around the twig.



GRAND FIRS

With their rich balsam scent, grand firs smell like Christmas and have excellent longevity following cutting.



NOBLE FIRS

Nobles have a slight blue tint and a lighter fragrance. They tend to be more expensive, but their open branches are lovely for ornament display.



FINDING & CARING FOR YOUR TREE

Once you have selected the species, Kevin offers eight tips to help you find and care for the ideal tree.



Tip # 1

Trees look much smaller on the lot, so be conservative on size.



Tip #2

Make sure the tree is accurately labeled and priced. The book ***Native Trees of Western Washington*** can help you identify the species.



Tip #3

Look for healthy green branches. Shake the tree to make sure there is not excessive needle drop.



Tip #4

At home, put your tree in water right away—either in the stand or in a bucket of water in an unheated area.



Tip #5

Before placing it in the stand, make a fresh cut on the bottom of the trunk since the initial one will have sealed over, inhibiting water intake.



Tip #6

Keep the bottom of the trunk in constant contact with water. You may have to refill the stand several times a day, so check frequently.




Tip #7

Use plain water—there is no need to add preservatives or other chemicals.



Tip #8

After Christmas, recycle the tree. It can be chipped and given new life as a natural mulch.



ABOUT KEVIN ZOBRIST

An associate professor at Washington State University, Kevin is part of the Extension Forestry program and the author of ***Native Trees of Western Washington: A Photographic Guide.***



WSU PRESS
WASHINGTON STATE UNIVERSITY